

Bestway

[f](https://www.facebook.com/bestwaycorp) [ig](https://www.instagram.com/bestwaycorp) [yt](https://www.youtube.com/bestwaycorp) www.bestwaycorp.com

LAY-Z-SPA® 2022

SHANGHAI

Bestway Inflatables & Material Corp.
No. 208 Jin Yuan Wu Road,
Shanghai, 201812, China
Tel: 86 21 6913 5588
E-mail: info@bestwaycorp.com

HONG KONG

Bestway (Hong Kong) International Ltd.
Suite 713, 7/Floor, East Wing,
Tsim Sha Tsui Centre,
66 Mody Road, Kowloon, Hong Kong
Tel: 852 2997 7169
E-mail: info@bestwaycorp.hk

U.S.A.

Bestway (USA) Inc.
3411 E. Harbour Drive, Phoenix, Arizona
85034, United States of America
Tel: 1 480 838 3888
E-mail: info@bestwaycorp.us

EUROPE

Bestway (Europe) S.r.l.
Via Resistenza, 5
20098 San Giuliano M.se (Mi), Italy
Tel: 39 02 9884 881
E-mail: info@bestwaycorp.eu

EASTERN EUROPE

Bestway Eastern Europe Sp. z o.o.
Ul. Ekologiczna 24
05-080 Kludyn Poland
Tel: 48 22 60 22 508
E-mail: info@bestwaycorp.pl

LATIN AMERICA

Bestway Central & South America Ltda
Salar Ascotan 1282, Parque Enea,
Pudahuel, Santiago, Chile
Tel: 562 3203 6438
E-mail: info@bestwaycorp.lat

BRAZIL

Bestway Brazil
Av Cerro Azul, 2783 Maringá - PR - Brazil
Zip Code: 87010-055
Tel: 55 44 3046 2950 / 0800 001 8400
E-mail: info@bestwaycorp.com.br

AUSTRALIA

Bestway Australia Pty Limited
Unit 2/98-104 Carnarvon St
Silverwater, NSW 2128, Australia
Tel: 61 2 9037 1388
E-mail: info@bestwaycorp.com.au

FRANCE

Bestway France Sarl
1681 route des Dolines
- Les Taissounières - Belem
06560 VALBONNE
Tel: 33 4 97 04 92 99
E-mail: info@bestwaycorp.fr

GERMANY

Bestway Deutschland GmbH
Parkstraße 11
24534 Neumünster, Germany
Tel: 49 4321 555 05 - 0
E-mail: info@bestwaycorp.de



Bestway

LAY-Z-SPA®

2022 CATALOG

Bestway



VISION

We create fun, lasting experiences for everyone in the world through the products and services we provide.

OUR MISSION

Happiness —
Happy Consumers,
Happy Employees,
Happy World








JIANGSU

HAIAN

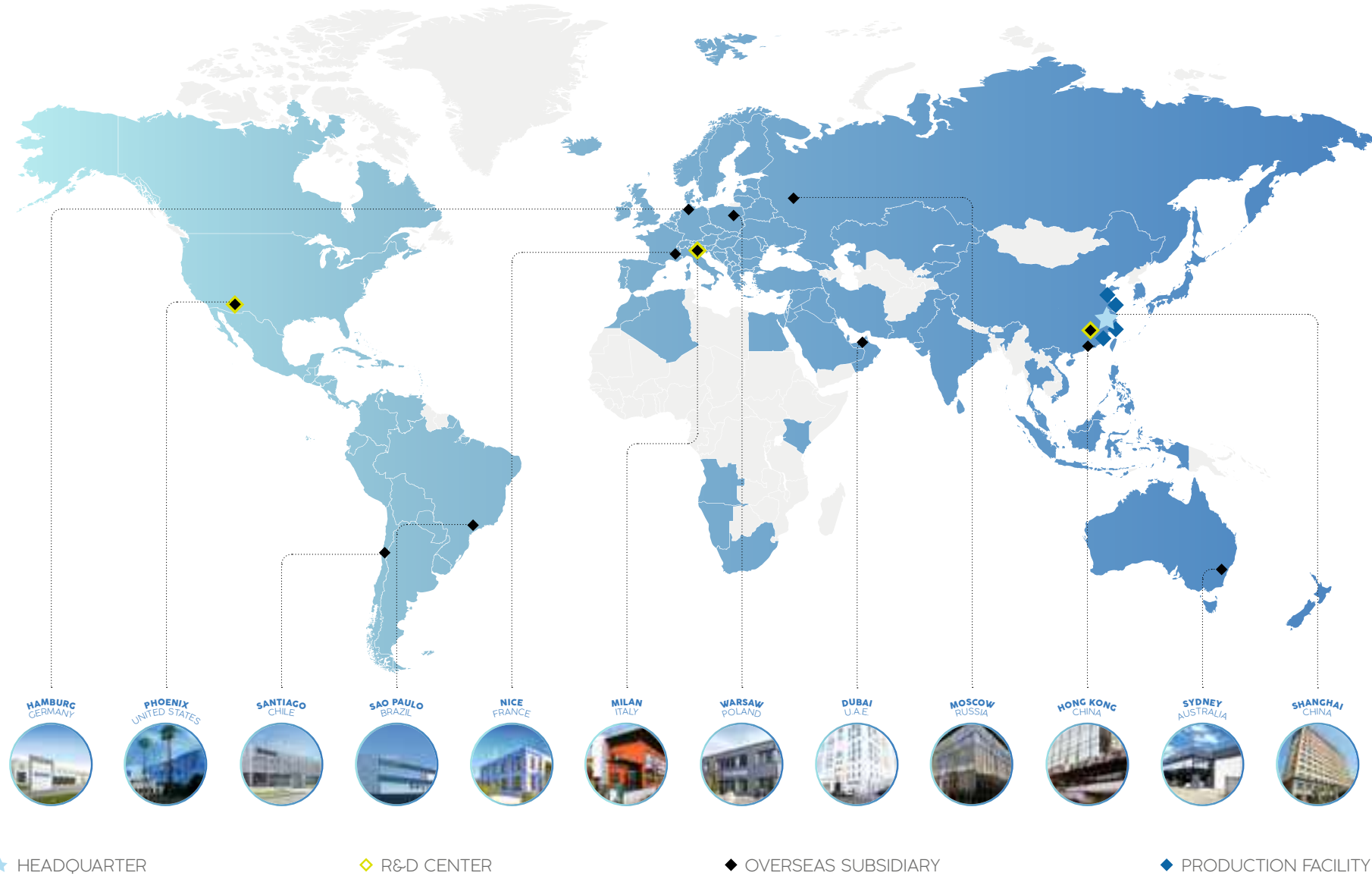
NANTONG

SHANGHAI

VIETNAM

- 
Vertically integrated
- 
Customer focused
- 
Innovative
- 
Sustainable
- 
Consumer driven
- 
Fully owned production facilities
- 
Public stock exchange

BESTWAY WORLD



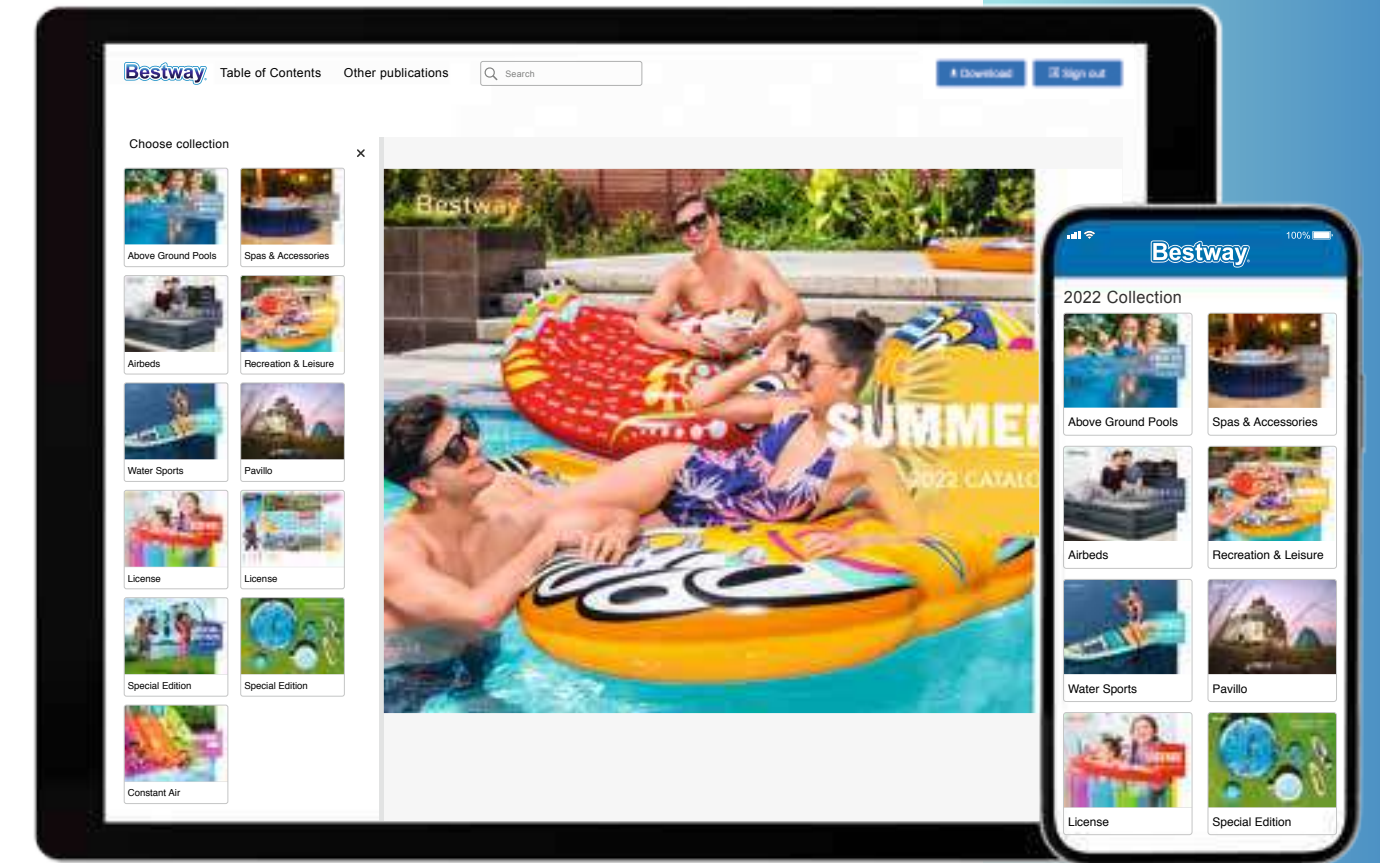
THE BESTWAY® CATALOG APP

Easily access all of our Bestway® catalogs while on the go with our brand new app. Download to see the conveniently portable, digital versions of our catalogs!

VIEW THE LATEST CATALOGS

QUICKLY FLIP THROUGH AND FIND ANY PRODUCT

REVIEW PRODUCT DETAILS AND PHOTOS





LAY-Z-SPA®

WELCOME

Almost a decade of advanced engineering innovations have built a name that people all around the world have grown to trust. Lay-Z-Spa® offers an affordable spa experience that's convenient to use, easy to set up and offers total relaxation. Backed by the Bestway® customer service team, consumers can enjoy peace of mind while relaxing in their brand new spa. With different massage technologies, a Lay-Z-Spa offers the ultimate way to rest and recharge.



CONTENTS

AIRJET™

ST. LUCIA 60037-60038 pg 22-25	MIAMI 60001-60002 pg 26-29	BAHAMAS 60005-60006 pg 30-33	FIJI 60085-60086 pg 34-37	TAHITI 60007-60008 pg 38-41	MADRID 60055-60056 pg 42-45	IBIZA 60015-60016 pg 46-49
HOLLYWOOD 60059-60060 pg 50-53	ZURICH 60065-60066 pg 54-57	HONOLULU 60019-60020 pg 58-61	HAWAII 60021-60022 pg 62-65	ST. MORITZ 60023-60024 pg 66-69	HELSINKI 60025-60026 pg 70-73	

AIRJET PLUS™

MILAN 60029-60030 pg 76-79	VANCOUVER 60027-60028 pg 80-83
----------------------------------	--------------------------------------

HYDROJET PRO™

HAWAII 60031-60032 pg 86-89	SANTORINI 60075-60076 pg 90-93	MALDIVES 60033-60034 pg 94-97
-----------------------------------	--------------------------------------	-------------------------------------

XTRAS™

RECHARGEABLE UNDERWATER VACUUM 60313 pg 102	CANOPY 60304 pg 104	DOME 60305 pg 105	7-COLOR LED LIGHT 60303 pg 106	DRINK HOLDER 60306 pg 106
PILLOW 60307 pg 107	PADDED PILLOW 60316 pg 107	ALL IN ONE TOOL SET 60310 pg 108	TEST STRIPS 58142 pg 108	FLOOR PROTECTOR 60309 pg 109
FILTER CARTRIDGE (VI) 60311 pg 109				

SERVICE

Provide your customers with quality products and the advanced customer service support they deserve. Bestway's online services and regional call centers allow customers to easily resolve issues that arise with their Bestway products. Our multilingual website is a knowledge base offering downloadable manuals, instructional videos along with FAQs and the ability for customers to order spare parts. Regional Call Centers provide the added dimension of support for those unfamiliar with computers or unable to find specific answers to their questions online.

www.bestwaycorp.com

THE ORIGINAL PREMIUM PORTABLE SPA™


As a leading manufacturer of the inflatable, portable hot tub, Lay-Z-Spa® has become an industry staple that consumers know and trust. From technological innovations to style, Lay-Z-Spa leads the market. High-function components and safety are the main priorities of the spa line, providing consumers with products they can depend on.

ADVANCED HEATING SYSTEM

By using advanced materials to create our heating mechanism, including aluminum alloys and ceramic, we can ensure efficient temperature control. The internal structure is protected by six layers of insulation to prevent electrical damage, ensuring safe use every time.



- ◆ EFFICIENT
- ◆ DURABLE
- ◆ SAFE



HIGH TECH COMPONENTS AND DECREASED NOISE

The internal pump components are designed to work efficiently, while reducing the noise level as much as possible during use. Engineered with a new rotor and blade, our pumps are specifically designed to have a soft internal connection, reducing the noise.

GROUND DETECTION SYSTEM

With safety as a priority, every spa is equipped with our advanced, market-leading Ground Detection System, which continuously monitors the energy supply to ensure it is being used safely. If the system detects an issue, the pump alerts the user and does not allow further use until the power supply is correctly earthed.



FREEZE SHIELD™ TECHNOLOGY

COMFORT IN THE COLD

Freeze Shield™ successfully equips the spa for year-round, all-weather use. Designed with innovated winterizing technology and an improved material, these spas automatically increase water circulation and heating when temperatures are low to prevent the inner parts from becoming damaged.



MASSAGE TECHNOLOGIES

AIRJET™ SYSTEM

Soothe your body and relax your mind with the touch of a button! The AirJets work by releasing warm air into the water, surrounding you with a calming bubble massage.



AIRJET PLUS™ SYSTEM

Enjoy a deeper massage with AirJet Plus! Air bubbles are released from both the bottom and the sidewalls of the spa to target both the legs and back.



HYDROJET PRO™ SYSTEM

HydroJet Pro is the best of both worlds! Adjustable HydroJet nozzles that release high-pressure water bubbles combined with AirJets along the bottom provide the ultimate spa massage.






BEAM CONSTRUCTION

DELIVERING STRENGTH AND COMFORT

The internal construction of each spa is designed to offer superior structural stability while still maintaining a comfortable surface. It always provides a luxurious spa experience, no matter how many times it's inflated or deflated.



DURAPLUS™ 3-PLY

DURABLE COMFORT

DuraPlus™ material is designed with longevity in mind - 3 layers of polyester mesh and PVC. The multi-layer design prevents stretching, and ensures durability and resilience, no matter how often the spa is used.




DURAPLUS™ WALL AND TOP RING

The outer surface of this spa is constructed with premium DuraPlus™ material, providing superior durability, stretch resistance and structural stability.



DURAPLUS™ INTERNAL BEAM

The internal beam structure of the spa may also be constructed with DuraPlus™ material, providing extra stretch resistance, which allows the spa to keep its shape no matter how many times it's inflated or deflated.



DROP STITCH MATERIAL

LIGHTWEIGHT DURABILITY

Inflated walls made from drop stitch material provide unparallelled strength. Thousands of fine threads securely connect the sidewalls, which seal in air to create a rigid and sturdy spa. Not only great for durability, but this also makes the spa more spacious on the inside.



SMART HUB™ APP



HEAT CONTROL

Set to your perfect temperature



SET TIMER

Power saving timer



AIRJET™ SETTINGS

Adjustable massage action



APP CONNECTION

DELIVERING STRENGTH AND COMFORT

With the Bestway Smart Hub™ app, control is right in the palm of your hand. This brand new innovation makes the Lay-Z- Spa one of the most convenient in the market. Compatible with smart devices, the Spa Control section of the app lets users set their spa to the perfect temperature. They can also activate the Power Saving Timer, the water filter, and the AirJet massage system with the touch of a button!



FILTRATION

Water filter activation

QUICK SET-UP

- 1 **DOWNLOAD**
THE BESTWAY
SMART HUB™ APP
- 2 **CLICK**
ON SPA
- 3 **FOLLOW**
THE SET UP
INSTRUCTIONS

MASSAGE REGULATION



A new feature on some Lay-Z-Spas will allow the user to choose the intensity of their AirJet™ massage. With two levels, the massage bubbles are customizable, giving the consumers control over their relaxation experience.

2022 PLANOGRAM

PACKAGING NOT TO SCALE



INTRODUCING
2022 LAY-Z-SPA
COLLECTION

FEATURES KEY

- SMART HUB APP
- FREEZE SHIELD™
- LED LIGHTS
- FOOT MASSAGE
- MESSAGE REGULATION
- INTEGRATED SEATS
- ENERGYSENSE™



CAPACITY	2-3 ADULTS	2-4 ADULTS	2-4 ADULTS	2-4 ADULTS	2-4 ADULTS
INFLATED SIZE	1.70 m x 66 cm (67" x 26")	1.80 m x 66 cm (71" x 26")	1.80 m x 66 cm (71" x 26")	1.80 m x 66 cm (71" x 26")	1.80 m x 66 cm (71" x 26")
INNER SIZE	1.24 m (49")	1.32 m (52")	1.32 m (52")	1.32 m (52")	1.32 m (52")
WATER CAPACITY	605 L (160 GAL)	669 L (177 GAL)	669 L (177 GAL)	669 L (177 GAL)	669 L (177 GAL)
MATERIAL	PVC & DURAPLUS™	PVC & DURAPLUS™	PVC & DURAPLUS™	PVC & DURAPLUS™	PVC & DURAPLUS™
NUMBER OF AIRJETS	110	120	120	120	120
NUMBER OF HYDROJETS	–	–	–	–	–
FEATURES					




CAPACITY	2-4 ADULTS	4-6 ADULTS	4-6 ADULTS	2-4 ADULTS	4-6 ADULTS
INFLATED SIZE	1.80 m x 66 cm (71" x 26")	1.80 m x 1.80 m X 66 cm (71" x 71" x 26")	1.96 m x 66 cm (77" x 26")	1.80 m x 66 cm (71" x 26")	1.96 m x 71 cm (77" x 28")
INNER SIZE	1.32 m (52")	1.32 m x 1.32 m (52" x 52")	1.48 m (58")	1.32 m (52")	1.46 m (57")
WATER CAPACITY	669 L (177 GAL)	778 L (205 GAL)	908 L (240 GAL)	669 L (177 GAL)	916 L (242 GAL.)
MATERIAL	PVC & DURAPLUS™	PVC & DURAPLUS™	PVC & DURAPLUS™	ENERGYSENSE™	DURAPLUS™
NUMBER OF AIRJETS	120	140	140	120	140
NUMBER OF HYDROJETS	–	–	–	–	–
FEATURES					



CAPACITY	4-6 ADULTS	5-7 ADULTS	5-7 ADULTS	4-6 ADULTS	3-5 ADULTS
INFLATED SIZE	1.80 m x 1.80 m X 71 cm (71" x 71" x 28")	2.16 m x 71 cm (85" x 28")	1.80m x 66 cm (71" x 26")	1.96 m x 71 cm (77" x 28")	1.55 m x 60 cm (61" x 24")
INNER SIZE	1.30 m x 1.30 m (51" x 51")	1.66 m (65")	1.70 m (67")	1.46 m (57")	1.45 m (57")
WATER CAPACITY	840 L (222 GAL.)	1,190 L (314 GAL.)	1,123 L (297 GAL.)	916 L (242 GAL.)	804 L (213 GAL)
MATERIAL	DURAPLUS™	DURAPLUS™	DROP STITCH	DURAPLUS™	DROP STITCH
NUMBER OF AIRJETS	140	180	180	140	140
NUMBER OF HYDROJETS	–	–	–	–	–
FEATURES					



CAPACITY	4-6 ADULTS	5-7 ADULTS	5-7 ADULTS
INFLATED SIZE	1.80 m x 1.80 m X 71 cm (71" x 71" x 28")	2.16 m x 80 cm (85" x 31.5")	2.01 m x 2.01 m X 80 cm (79" x 79" x 31.5")
INNER SIZE	1.30 m x 1.30 m (51" x 51")	1.66 m (65")	1.51 m x 1.51 m (59" x 59")
WATER CAPACITY	795 L (210 GAL)	1,190 L (314 GAL)	1,050 L (277 GAL)
MATERIAL	DURAPLUS™	DURAPLUS™	DURAPLUS™
NUMBER OF AIRJETS	140	180	180
NUMBER OF HYDROJETS	8	10	8
FEATURES			



AIRJET™ SYSTEM

FLOAT AWAY ON A CLOUD OF BUBBLES
WITH AN AIRJET MASSAGE.

Soothe your body and relax your mind with the touch of a button.

Simply press the massage button on the control panel, and the AirJet system will surround you with calming bubbles.




MULTI-FUNCTION PUMP

The included spa pump is convenient and accessible, complete with a new digital interface and cup holders. This pump inflates the spa, starts the heating and massage systems, and can activate the filtration system. The best part is that the new design now allows users to adjust their needs without standing up or exiting the spa.



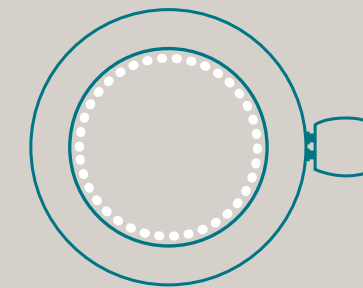
EASY TO REACH
CONTROL PANEL



COMBINATION
HEAT & AIR MASSAGE



AIRJET
POSITIONING

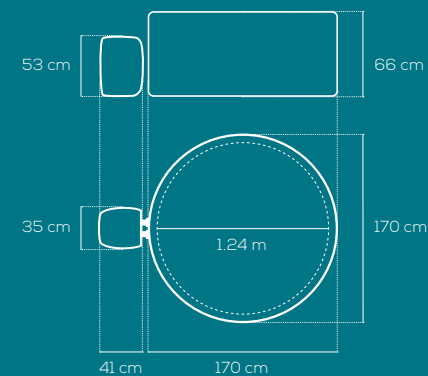


ST. LUCIA

60037+60038

- Soothing AirJet™ bubble massage system (110 jets)
- Ultra-strong DuraPlus™ walls are stress tested to offer durability
- Freeze Shield™ automatic heating prevents water from freezing & damaging the spa
- Program the spa heater up to 40 days in advance for future use
- ChemConnect™ dispenser provides a stable level of chlorine throughout the spa
- Power-saving, timer-controlled heating system
- Digital control panel & spa pump with integrated filtration system includes cup holders and is accessible from inside the spa
- Reinforced cover with safety lock clips


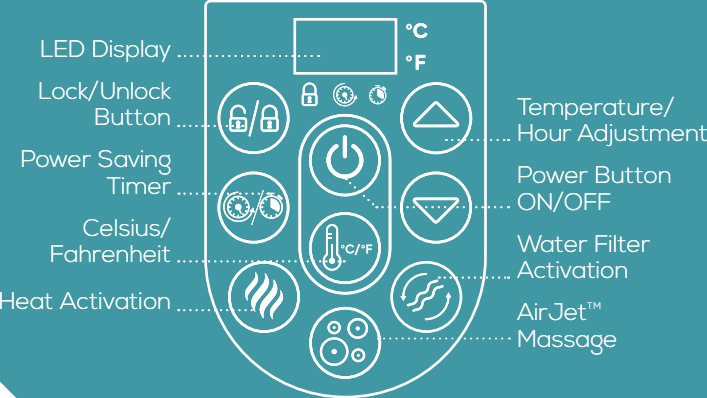
Contents: 1 spa, 1 pool cover, 1 spa pump, filter cartridge (VI), 1 ChemConnect™ dispenser, repair patch, AirJet™ system



ST. LUCIA
60037+60038



DIGITAL
CONTROL PANEL



DURAPLUS™
WALL AND TOP RING

The outer surface of this spa is constructed with premium DuraPlus™ material, providing superior durability, stretch resistance and structural stability.

SPA FEATURES



FREEZE
SHIELD™



AIRJET™
MASSAGE SYSTEM




MULTI-FUNCTION
PUMP



CAPACITY
2-3 PEOPLE

SPECIFICATIONS

	60037	60038
WATER CAPACITY (80%)	605 L (160 gal.)	160 gal. (605 L)
INFLATED SIZE	1.70 m x 66 cm (67" x 26")	67 in. x 26 in. (1.70 m x 66 cm)
INNER SIZE	1.24 m (49")	49 in. (1.24 m)
FILLED WEIGHT	630 kg (1,389 lbs)	1,389 lbs (630 kg)
RATING	220-240V~50Hz, 2050W at 20°C (68°F)	110-120V~ 60Hz, 12A at 68°F (20°C)
ACTUAL WATER FLOW	1,325 L/h (350 gal./h)	320 gal./h (1,211 L/h)
HEATING SYSTEM	Approx. 1.5-2.0°C/h (3-4°F/h)	Approx. 2-3°F/h (1.0-1.5°C/h)
CERTIFICATION	CE/GS(TUV-RL)/EAC/CM	ETL-us
PACK/GROSS WEIGHT	1 Ea., 32.41 KG (71.45 LBS)	1 Ea., 68.45 LBS (31.05 KG)

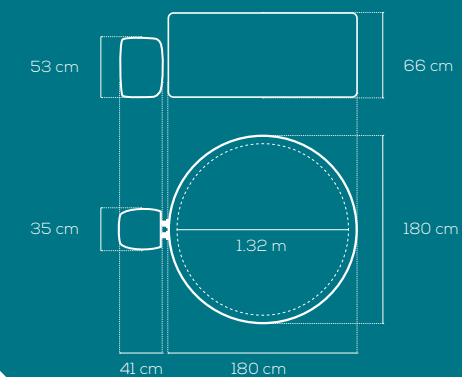


MIAMI

60001+60002

- Soothing AirJet™ bubble massage system (120 jets)
- Ultra-strong DuraPlus™ walls are stress tested to offer durability
- Freeze Shield™ automatic heating prevents water from freezing & damaging the spa
- Program the spa heater up to 40 days in advance for future use
- ChemConnect™ dispenser provides a stable level of chlorine throughout the spa
- Power-saving, timer-controlled heating system
- Digital control panel & spa pump with integrated filtration system includes cup holders and is accessible from inside the spa
- Reinforced cover with safety lock clips

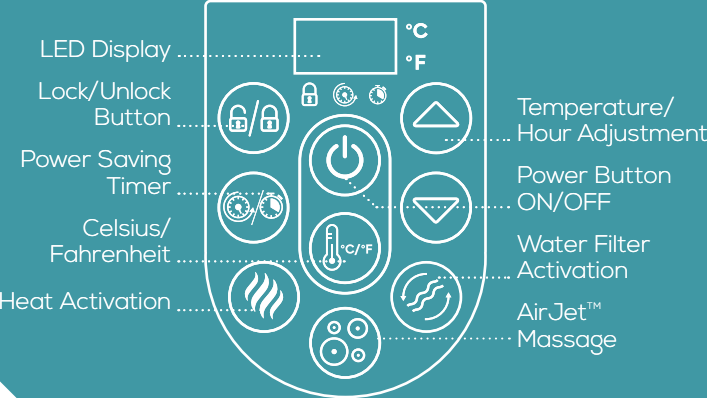
Contents: 1 spa, 1 pool cover, 1 spa pump, filter cartridge (VI), 1 ChemConnect™ dispenser, repair patch, AirJet™ system



LAY-Z-SPA.
MIAMI



DIGITAL
CONTROL PANEL



DURAPLUS™
WALL AND TOP RING

The outer surface of this spa is constructed with premium DuraPlus™ material, providing superior durability, stretch resistance and structural stability.

SPA FEATURES



FREEZE
SHIELD™



AIRJET™
MASSAGE SYSTEM




MULTI-FUNCTION
PUMP



CAPACITY
2-4 PEOPLE

SPECIFICATIONS

	60001	60002
WATER CAPACITY (80%)	669 L (177 gal.)	177 gal. (669 L)
INFLATED SIZE	1.80 m x 66 cm (71" x 26")	71 in. x 26 in. (1.80 m x 66 cm)
INNER SIZE	1.32 m (52")	52 in. (1.32 m)
FILLED WEIGHT	696 kg (1,534 lbs)	1,534 lbs (696 kg)
RATING	220-240V~50Hz, 2050W at 20°C (68°F)	110-120V~ 60Hz, 12A at 68°F (20°C)
ACTUAL WATER FLOW	1,325 L/h (350 gal./h)	320 gal./h (1,211 L/h)
HEATING SYSTEM	Approx. 1.5-2.0°C/h (3-4°F/h)	Approx. 2-3°F/h (1.0-1.5°C/h)
CERTIFICATION	CE/GS(TUV-RL)/EAC/CM	CETL
PACK/GROSS WEIGHT	1 Ea., 33.93 KG (74.80 LBS)	1 Ea., 71.08 LBS (32.24 KG)

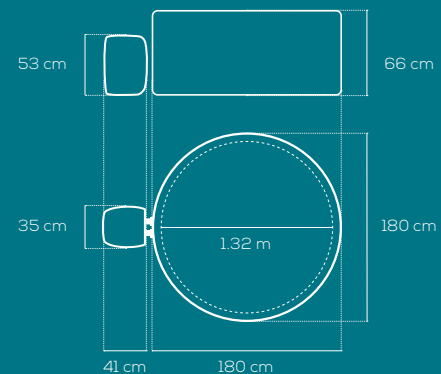


BAHAMAS

60005+60006

- Soothing AirJet™ bubble massage system (120 jets)
- Ultra-strong DuraPlus™ walls are stress tested to offer durability
- Freeze Shield™ automatic heating prevents water from freezing & damaging the spa
- Program the spa heater up to 40 days in advance for future use
- ChemConnect™ dispenser provides a stable level of chlorine throughout the spa
- Power-saving, timer-controlled heating system
- Digital control panel & spa pump with integrated filtration system includes cup holders and is accessible from inside the spa
- Reinforced cover with safety lock clips

Contents: 1 spa, 1 pool cover, 1 spa pump, filter cartridge (VI), 1 ChemConnect™ dispenser, repair patch, AirJet™ system



BAHAMAS
60005+60006



DIGITAL
CONTROL PANEL



DURAPLUS™
WALL AND TOP RING

The outer surface of this spa is constructed with premium DuraPlus™ material, providing superior durability, stretch resistance and structural stability.

SPA FEATURES



FREEZE
SHIELD™



AIRJET™
MASSAGE SYSTEM




MULTI-FUNCTION
PUMP



CAPACITY
2-4 PEOPLE

SPECIFICATIONS

	60005	60006
WATER CAPACITY (80%)	669 L (177 gal.)	177 gal. (669 L)
INFLATED SIZE	1.80 m x 66 cm (71" x 26")	71 in. x 26 in. (1.80 m x 66 cm)
INNER SIZE	1.32 m (52")	52 in. (1.32 m)
FILLED WEIGHT	696 kg (1,534 lbs)	1,534 lbs (696 kg)
RATING	220-240V~50Hz, 2050W at 20°C (68°F)	110-120V~ 60Hz, 12A at 68°F (20°C)
ACTUAL WATER FLOW	1,325 L/h (350 gal./h)	320 gal./h (1,211 L/h)
HEATING SYSTEM	Approx. 1.5-2.0°C/h (3-4°F/h)	Approx. 2-3°F/h (1.0-1.5°C/h)
CERTIFICATION	CE/GS(TUV-RL)/EAC/CM	CETL
PACK/GROSS WEIGHT	1 Ea., 33.93 KG (74.80 LBS)	1 Ea., 71.08 LBS (32.24 KG)

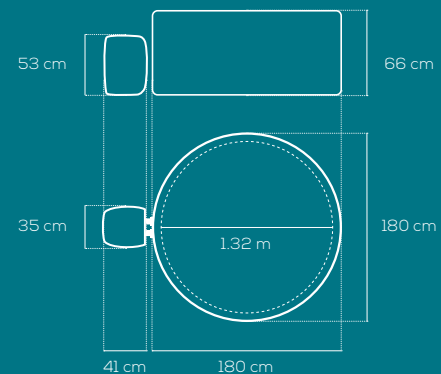


FIJI

60085+60086

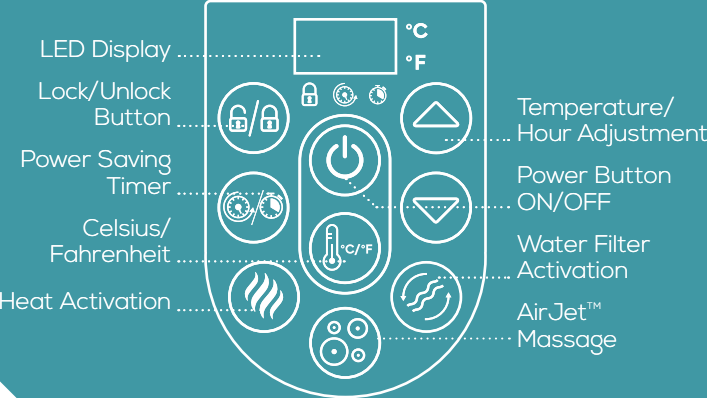
- Soothing AirJet™ bubble massage system (120 jets)
- Ultra-strong DuraPlus™ walls are stress tested to offer durability
- Freeze Shield™ automatic heating prevents water from freezing & damaging the spa
- Program the spa heater up to 40 days in advance for future use
- ChemConnect™ dispenser provides a stable level of chlorine throughout the spa
- Power-saving, timer-controlled heating system
- Digital control panel & spa pump with integrated filtration system includes cup holders and is accessible from inside the spa
- Reinforced cover with safety lock clips

Contents: 1 spa, 1 pool cover, 1 spa pump, filter cartridge (VI), 1 ChemConnect™ dispenser, repair patch, AirJet™ system





DIGITAL CONTROL PANEL



DURAPLUS™ WALL AND TOP RING


The outer surface of this spa is constructed with premium DuraPlus™ material, providing superior durability, stretch resistance and structural stability.

SPA FEATURES

- FREEZE SHIELD™
- AIRJET™ MASSAGE SYSTEM
- MULTI-FUNCTION PUMP
- CAPACITY 2-4 PEOPLE

SPECIFICATIONS

	60085	60086
WATER CAPACITY (80%)	669 L (177 gal.)	177 gal. (669 L)
INFLATED SIZE	1.80 m x 66 cm (71" x 26")	71 in. x 26 in. (1.80 m x 66 cm)
INNER SIZE	1.32 m (52")	52 in. (1.32 m)
FILLED WEIGHT	696 kg (1,534 lbs)	1,534 lbs (696 kg)
RATING	220-240V~50Hz, 2050W at 20°C (68°F)	110-120V~ 60Hz, 12A at 68°F (20°C)
ACTUAL WATER FLOW	1,325 L/h (350 gal./h)	320 gal./h (1,211 L/h)
HEATING SYSTEM	Approx. 1.5-2.0°C/h (3-4°F/h)	Approx. 2-3°F/h (1.0-1.5°C/h)
CERTIFICATION	CE/GS(TUV-RL)/EAC/CM	CETL
PACK/GROSS WEIGHT	1 Ea., 33.93 KG (74.80 LBS)	1 Ea., 71.08 LBS (32.24 KG)

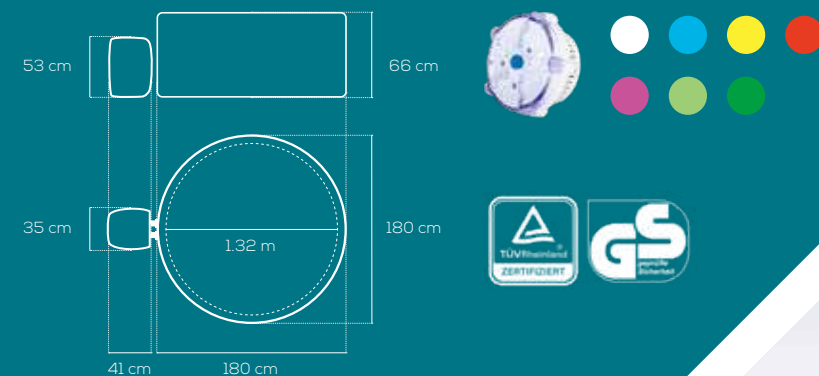


TAHITI

60007+60008

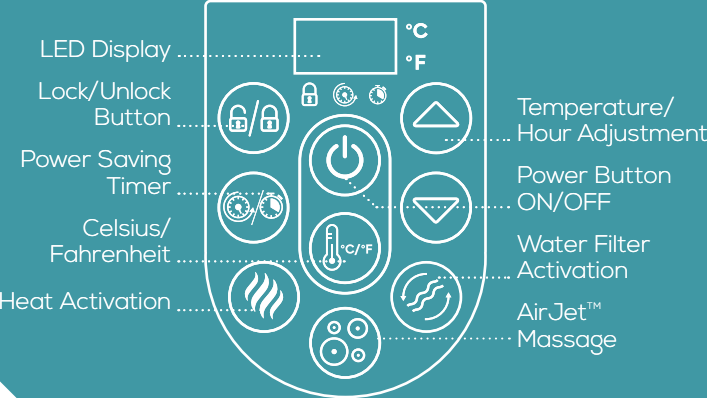
- Soothing AirJet™ bubble massage system (120 jets)
- Ultra-strong DuraPlus™ walls are stress tested to offer durability
- Freeze Shield™ automatic heating prevents water from freezing & damaging the spa
- Program the spa heater up to 40 days in advance for future use
- ChemConnect™ dispenser provides a stable level of chlorine throughout the spa
- 7-Color LED light uses 3 AAA batteries (not included)
- Power-saving, timer-controlled heating system
- Digital control panel & spa pump with integrated filtration system includes cup holders and is accessible from inside the spa
- Reinforced cover with safety lock clips

Contents: 1 spa, 1 pool cover, 1 spa pump, filter cartridge (VI), 1 ChemConnect™ dispenser, 1 LED light, repair patch, AirJet™ system





DIGITAL
CONTROL PANEL



DURAPLUS™
WALL AND TOP RING

The outer surface of this spa is constructed with premium DuraPlus™ material, providing superior durability, stretch resistance and structural stability.

SPA FEATURES



FREEZE
SHIELD™



AIRJET™
MASSAGE SYSTEM



MULTI-FUNCTION
PUMP




CAPACITY
2-4 PEOPLE



7-COLOR
LED LIGHTS

SPECIFICATIONS

	60007	60008
WATER CAPACITY (80%)	669 L (177 gal.)	177 gal. (669 L)
INFLATED SIZE	1.80 m x 66 cm (71" x 26")	71 in. x 26 in. (1.80 m x 66 cm)
INNER SIZE	1.32 m (52")	52 in. (1.32 m)
FILLED WEIGHT	696 kg (1,534 lbs)	1,534 lbs (696 kg)
RATING	220-240V~50Hz, 2050W at 20°C (68°F)	110-120V~ 60Hz, 12A at 68°F (20°C)
ACTUAL WATER FLOW	1,325 L/h (350 gal./h)	320 gal./h (1,211 L/h)
HEATING SYSTEM	Approx. 1.5-2.0°C/h (3-4°F/h)	Approx. 2-3°F/h (1.0-1.5°C/h)
CERTIFICATION	CE/GS(TUV-RL)/EAC/CM	ETL-us
PACK/GROSS WEIGHT	1 Ea., 33.93 KG (74.80 LBS)	1 Ea., 71.08 LBS (32.24 KG)

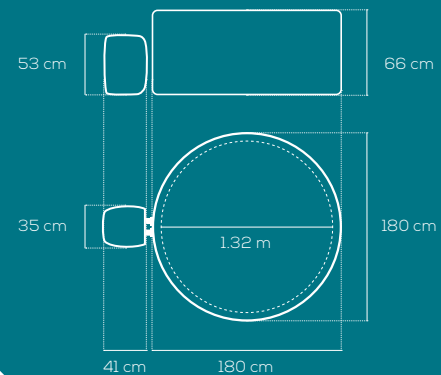


MADRID

60055+60056

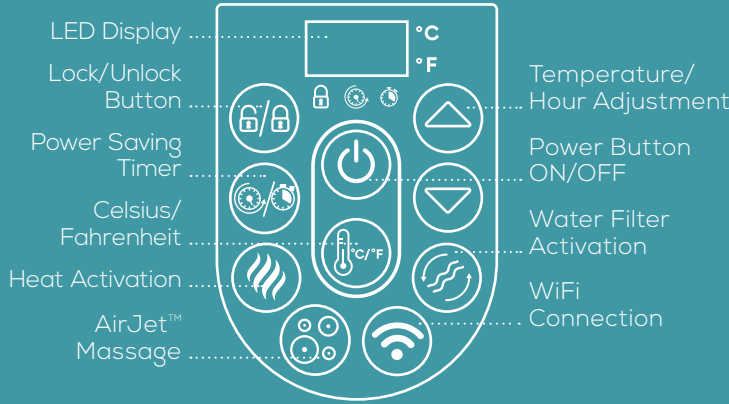
- Soothing AirJet™ bubble massage system (120 jets)
- Massage regulator provides 2 intensity level options
- Ultra-strong DuraPlus™ walls are stress tested to offer durability
- Freeze Shield™ automatic heating prevents water from freezing & damaging the spa
- Program the spa heater up to 40 days in advance for future use
- Built-in Wi-Fi module, spa can be controlled through a phone app
- ChemConnect™ dispenser provides a stable level of chlorine throughout the spa
- Power-saving, timer-controlled heating system
- Digital control panel & spa pump with integrated filtration system includes two cup holders and is accessible from inside the spa
- Reinforced cover with safety lock clips

Contents: 1 spa, 1 pool cover, 1 spa pump, filter cartridge (VI), 1 ChemConnect™ dispenser, repair patch, AirJet™ system





DIGITAL CONTROL PANEL



DURAPLUS™ WALL AND TOP RING

The outer surface of this spa is constructed with premium DuraPlus™ material, providing superior durability, stretch resistance and structural stability.

SPA FEATURES



FREEZE
SHIELD™



AIRJET™
MESSAGE
SYSTEM



MULTI-
FUNCTION
PUMP



1x
100%
MASSAGE
REGULATION
2 INTENSITY LEVELS




BESTWAY
SMART HUB™
APP



CAPACITY
2-4 PEOPLE

SPECIFICATIONS

	60055	60056
WATER CAPACITY (80%)	669 L (177 gal.)	177 gal. (669 L)
INFLATED SIZE	1.80 m x 66 cm (71" x 26")	71 in. x 26 in. (1.80 m x 66 cm)
INNER SIZE	1.32 m (52")	52 in. (1.32 m)
FILLED WEIGHT	696 kg (1,534 lbs)	1,534 lbs (696 kg)
RATING	220-240V~50Hz, 2050W at 20°C (68°F)	110-120V~ 60Hz, 12A at 68°F (20°C)
ACTUAL WATER FLOW	1,325 L/h (350 gal./h)	320 gal./h (1,211 L/h)
HEATING SYSTEM	Approx. 1.5-2.0°C/h (3-4°F/h)	Approx. 2-3°F/h (1.0-1.5°C/h)
CERTIFICATION	CE/GS(TUV-RL)/EAC/CM	CETL
PACK/GROSS WEIGHT	1 Ea., 33.93 KG (74.80 LBS)	1 Ea., 71.08 LBS (32.24 KG)

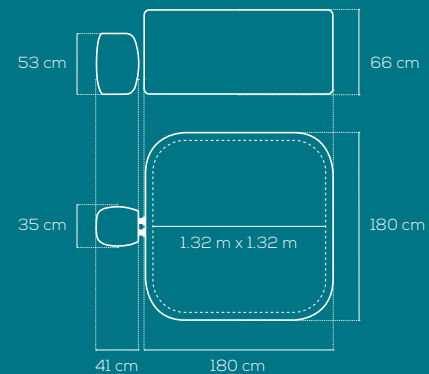


IBIZA

60015+60016

- Soothing AirJet™ bubble massage system (140 jets)
- Ultra-strong DuraPlus™ walls are stress tested to offer durability
- Freeze Shield™ automatic heating prevents water from freezing & damaging the spa
- Program the spa heater up to 40 days in advance for future use
- ChemConnect™ dispenser provides a stable level of chlorine throughout the spa
- Power-saving, timer-controlled heating system
- Digital control panel & spa pump with integrated filtration system includes cup holders and is accessible from inside the spa
- Reinforced cover with safety lock clips


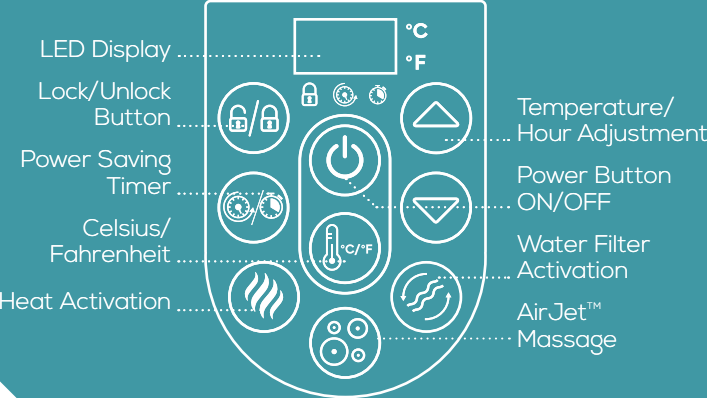
Contents: 1 spa, 1 pool cover, 1 spa pump, filter cartridge (VI), 1 ChemConnect™ dispenser, repair patch, AirJet™ system



LAY-Z-SPA.
IBIZA



DIGITAL
CONTROL PANEL



DURAPLUS™
WALL AND TOP RING

The outer surface of this spa is constructed with premium DuraPlus™ material, providing superior durability, stretch resistance and structural stability.

SPA FEATURES



FREEZE
SHIELD™



AIRJET™
MASSAGE SYSTEM



MULTI-FUNCTION
PUMP



CAPACITY
4-6 PEOPLE

SPECIFICATIONS

	60015	60016
WATER CAPACITY (70%)	778 L (205 gal.)	205 gal. (778 L)
INFLATED SIZE	1.80 m x 1.80 m x 66 cm (71" x 71" x 26")	71 in. x 71 in. x 26 in. (1.80 m x 1.80 m x 66 cm)
INNER SIZE	1.32 m x 1.32m (52" x 52")	52 in. x 52 in. (1.32 m x 1.32 m)
FILLED WEIGHT	807 kg (1,779 lbs)	1,779 lbs (807 kg)
RATING	220-240V~50Hz, 2050W at 20°C (68°F)	110-120V~ 60Hz, 12A at 68°F (20°C)
ACTUAL WATER FLOW	1,325 L/h (350 gal./h)	320 gal./h (1,211 L/h)
HEATING SYSTEM	Approx. 1.5-2.0°C/h (3-4°F/h)	Approx. 2-3°F/h (1.0-1.5°C/h)
CERTIFICATION	CE/GS(TUV-RL)/EAC/CM	CETL
PACK/GROSS WEIGHT	1 Ea., 37.70 KG (83.11 LBS)	1 Ea., 79.72 LBS (36.16 KG)



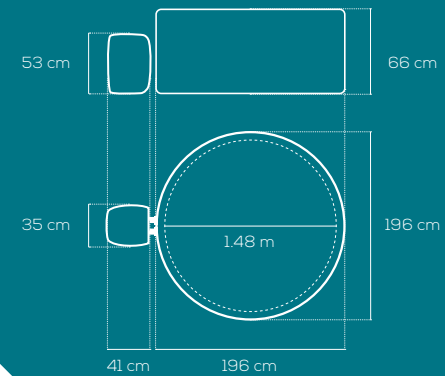
NEW

HOLLYWOOD

60059+60060

- Soothing AirJet™ bubble massage system (140 jets)
- Ultra-strong DuraPlus™ walls are stress tested to offer durability
- Freeze Shield™ automatic heating prevents water from freezing & damaging the spa
- Program the spa heater up to 40 days in advance for future use
- ChemConnect™ dispenser provides a stable level of chlorine throughout the spa
- Remote-controlled plug-in multicolored LED light shines through the semi-transparent liner to illuminate the water
- Power-saving, timer-controlled heating system
- Digital control panel & spa pump with integrated filtration system includes cup holders and is accessible from inside the spa
- Reinforced cover with safety lock clips

Contents: 1 spa, 1 pool cover, 1 spa pump, filter cartridge (VI), 1 ChemConnect™ dispenser, 1 LED light strip, 4 pillows, repair patch, AirJet™ system

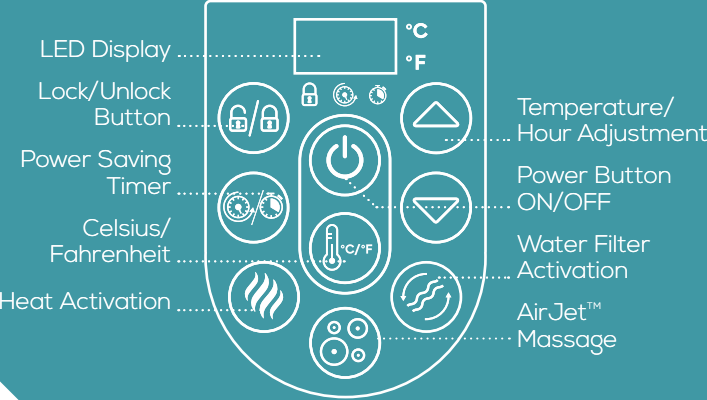


SCAN HERE
TO SEE HOW
IT WORKS !





DIGITAL
CONTROL PANEL



DURAPLUS™
WALL AND TOP RING

The outer surface of this spa is constructed with premium DuraPlus™ material, providing superior durability, stretch resistance and structural stability.

SPA FEATURES



FREEZE
SHIELD™



AIRJET™
MASSAGE
SYSTEM



MULTI-
FUNCTION
PUMP



CAPACITY
4-6 PEOPLE




PADDED
PILLOWS



7-COLOR
LED LIGHTS

SPECIFICATIONS

	60059	60060
WATER CAPACITY (80%)	908 L (240 gal.)	240 gal. (908 L)
INFLATED SIZE	1.96 m x 66 cm (77" x 26")	77 in. x 26 in. (1.96 m x 66 cm)
INNER SIZE	1.48 m (58")	58 in. (1.48 m)
FILLED WEIGHT	937 kg (2,066 lbs)	2,066 lbs (937 kg)
RATING	220~240V~50Hz, 2050W at 20°C (68°F)	110~120V~ 60Hz, 12A at 68°F (20°C)
ACTUAL WATER FLOW	1,325 L/h (350 gal./h)	320 gal./h (1,211 L/h)
HEATING SYSTEM	Approx. 1.5~2.0°C/h (3~4°F/h)	Approx. 2~3°F/h (1.0~1.5°C/h)
CERTIFICATION	CE/EAC/GS(TUV-RL)/CM	CETL
PACK/GROSS WEIGHT	1 Ea., 39.27 KG (86.57 LBS)	1 Ea., 82.76 LBS (3754 KG)

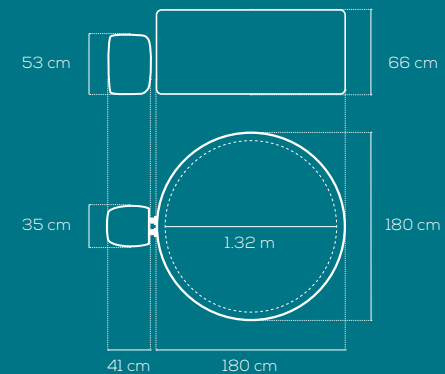


ZURICH

60065+60066

- Soothing AirJet™ bubble massage system (120 jets)
- EnergySense™ insulated cover makes this spa 40% more energy efficient
- Ultra-strong DuraPlus™ walls are stress tested to offer durability
- Freeze Shield™ automatic heating prevents water from freezing & damaging the spa
- Program the spa heater up to 40 days in advance for future use
- ChemConnect™ dispenser provides a stable level of chlorine throughout the spa
- Power-saving, timer-controlled heating system
- Reinforced cover with safety lock clips

Contents: 1 pool liner, 1 pool cover, 1 spa pump, 1 ChemConnect™ dispenser, filter cartridge (VI), repair patch, AirJet™ system



LAY-Z-SPA
ZURICH




DURAPLUS™
WALL AND TOP RING

The outer surface of this spa is constructed with premium DuraPlus™ material, providing superior durability, stretch resistance and structural stability.

ENERGYSENSE™
INSULATED COVER

Insulated cover speeds up heating time and prevents heat loss, making the Zurich 40% more energy efficient than similar inflatable spas.



SPA FEATURES



FREEZE
SHIELD™



AIRJET™
MASSAGE SYSTEM



MULTI-FUNCTION
PUMP

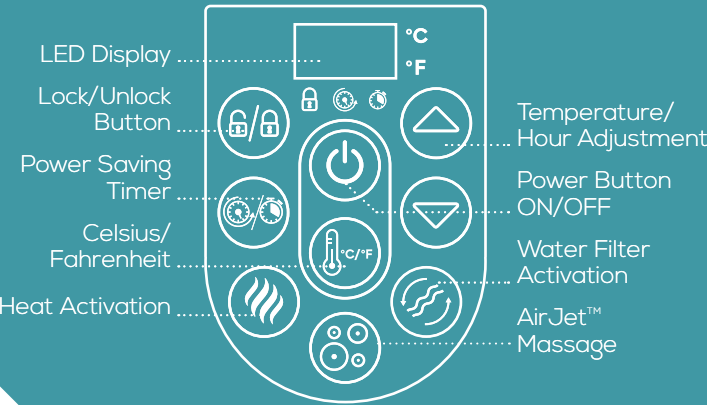


CAPACITY
2-4 PEOPLE



ENERGYSENSE™
COVER

DIGITAL
CONTROL PANEL



SPECIFICATIONS

	60065	60066
WATER CAPACITY (80%)	669 L (177 gal.)	177 gal. (669 L)
INFLATED SIZE	1.80 m x 66 cm (71" x 26")	71 in. x 26 in. (1.80 m x 66 cm)
INNER SIZE	1.32 m (52")	52 in. (1.32 m)
FILLED WEIGHT	713 kg (1,572 lbs)	1,572 lbs (713 kg)
RATING	220-240V~50Hz, 2050W at 20°C (68°F)	110-120V~ 60Hz, 12A at 68°F (20°C)
ACTUAL WATER FLOW	1,325 L/h (350 gal./h)	320 gal./h (1,211 L/h)
HEATING SYSTEM	Approx. 1.8-2.4°C/h (3-4°F/h)	Approx. 2.3-3.2°F/h (1.3-1.8°C/h)
CERTIFICATION	CE/GS(TUV-RL)/EAC/CM	CETL
PACK/GROSS WEIGHT	1 Ea., 43.63 KG (96.19 LBS)	1 Ea., 92.59 LBS (42.00 KG)

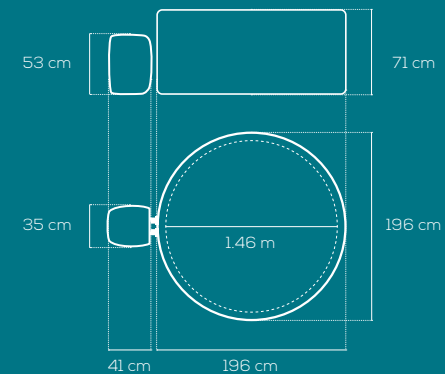


HONOLULU

60019+60020

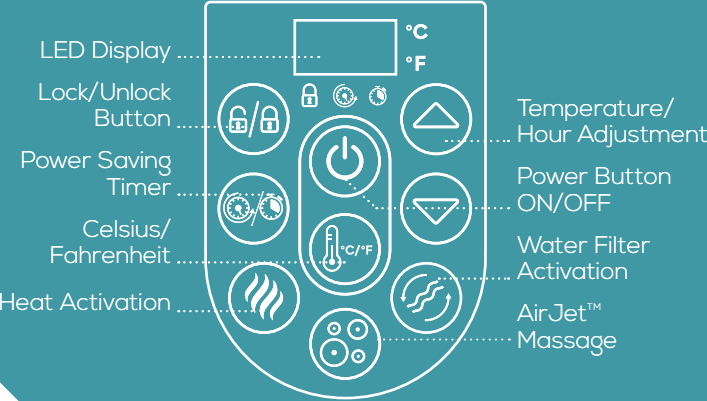
- Soothing AirJet™ bubble massage system (140 jets)
- Ultra-strong DuraPlus™ internal beams and outer walls offer superior structural stability
- Freeze Shield™ automatic heating prevents water from freezing & damaging the spa
- Program the spa heater up to 40 days in advance for future use
- ChemConnect™ dispenser provides a stable level of chlorine throughout the spa
- Power-saving, timer-controlled heating system
- Digital control panel & spa pump with integrated filtration system includes cup holders and is accessible from inside the spa
- Rattan print on outside with mosaic print on the inside
- Reinforced cover with safety lock clips

Contents: 1 spa, 1 pool cover, 1 spa pump, 1 ChemConnect™ dispenser, filter cartridge (VI), repair kit, AirJet™ system





DIGITAL
CONTROL PANEL



DURAPLUS™
WALL AND TOP RING

The outer surface of this spa is constructed with premium DuraPlus™ material, providing superior durability, stretch resistance and structural stability.

DURAPLUS™
INTERNAL BEAM

The internal beam structure of the spa may also be constructed with DuraPlus™ material, providing extra stretch resistance, which allows the spa to keep its shape no matter how many times it's inflated or deflated.



SPA FEATURES



FREEZE
SHIELD™



AIRJET™
MASSAGE SYSTEM




MULTI-FUNCTION
PUMP



CAPACITY
4-6 PEOPLE

SPECIFICATIONS

	60019	60020
WATER CAPACITY (80%)	916 L (242 gal.)	242 gal. (916 L)
INFLATED SIZE	1.96 m x 71 cm (77" x 28")	77 in. x 28 in. (1.96 m x 71 cm)
INNER SIZE	1.46 m (57")	57 in. (1.46 m)
FILLED WEIGHT	954 kg (2,103 lbs)	2,103 lbs (954 kg)
RATING	220~240V~50Hz, 2050W at 20°C (68°F)	110~120V~ 60Hz, 12A at 68°F (20°C)
ACTUAL WATER FLOW	1,325 L/h (350 gal./h)	320 gal./h (1,211 L/h)
HEATING SYSTEM	Approx. 1.5~2.0°C/h (3~4°F/h)	Approx. 2~3°F/h (1.0~1.5°C/h)
CERTIFICATION	CE/EAC/GS(TUV-RL)/CM	CETL
PACK/GROSS WEIGHT	1 Ea., 41.62 KG (91.76 LBS)	1 Ea., 88.03 LBS (39.93 KG)

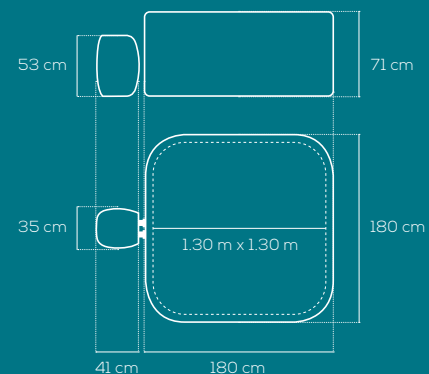


HAWAII

60021+60022

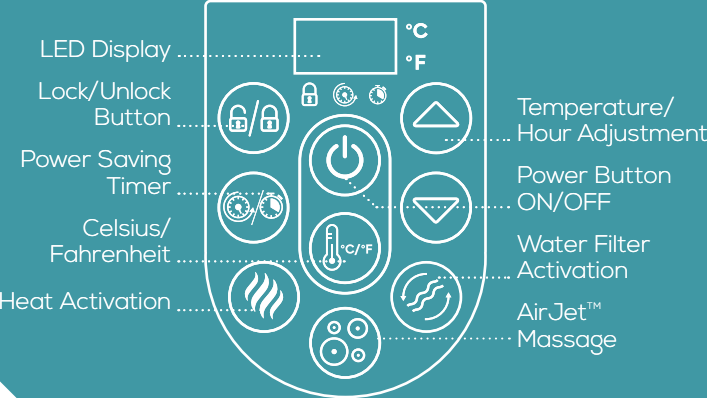
- Soothing AirJet™ bubble massage system (140 jets)
- Ultra-strong DuraPlus™ internal beams and outer walls offer superior structural stability
- Freeze Shield™ automatic heating prevents water from freezing & damaging the spa
- Program the spa heater up to 40 days in advance for future use
- ChemConnect™ dispenser provides a stable level of chlorine throughout the spa
- Power-saving, timer-controlled heating system
- Digital control panel & spa pump with integrated filtration system includes cup holders and is accessible from inside the spa
- Reinforced cover with safety lock clips

Contents: 1 spa, 1 pool cover, 1 spa pump, 1 ChemConnect™ dispenser, filter cartridge (VI), repair kit, AirJet™ system





DIGITAL
CONTROL PANEL



DURAPLUS™
WALL AND TOP RING

The outer surface of this spa is constructed with premium DuraPlus™ material, providing superior durability, stretch resistance and structural stability.

DURAPLUS™
INTERNAL BEAM

The internal beam structure of the spa may also be constructed with DuraPlus™ material, providing extra stretch resistance, which allows the spa to keep its shape no matter how many times it's inflated or deflated.



SPA FEATURES



FREEZE
SHIELD™



AIRJET™
MASSAGE SYSTEM



MULTI-FUNCTION
PUMP



CAPACITY
4-6 PEOPLE

SPECIFICATIONS

	60021	60022
WATER CAPACITY (80%)	840 L (222 gal.)	222 gal. (840 L)
INFLATED SIZE	1.80 m x 1.80 m x 71 cm (71" x 71" x 28")	71 in. x 71 in. x 28 in. (1.80 m x 1.80 m x 71 cm)
INNER SIZE	1.30 m x 1.30 m (51" x 51")	51 in. x 51 in. (1.30 M x 1.30 M)
FILLED WEIGHT	879 kg (1,938 lbs)	1,938 lbs (879 kg)
RATING	220-240V~50Hz, 2050W at 20°C (68°F)	110-120V~ 60Hz, 12A at 68°F (20°C)
ACTUAL WATER FLOW	1,325 L/h (350 gal./h)	320 gal./h (1,211 L/h)
HEATING SYSTEM	Approx. 1.5-2.0°C/h (3-4°F/h)	Approx. 2-3°F/h (1.0-1.5°C/h)
CERTIFICATION	CE/EAC/GS(TUV-RL)/CM	CETL
PACK/GROSS WEIGHT	1 Ea., 43.11 KG (95.04 LBS)	1 Ea., 91.31 LBS (41.42 KG)

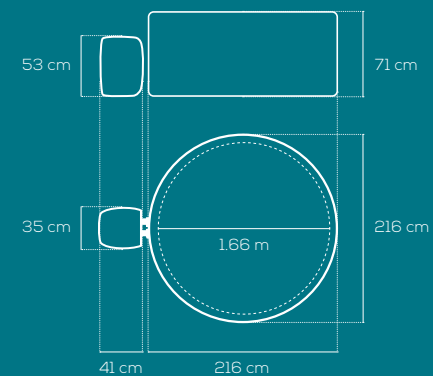


ST. MORITZ

60023+60024

- Soothing AirJet™ bubble massage system (180 jets)
- Ultra-strong DuraPlus™ internal beams and outer walls offer superior structural stability
- Freeze Shield™ automatic heating prevents water from freezing & damaging the spa
- Program the spa heater up to 40 days in advance for future use
- ChemConnect™ dispenser provides a stable level of chlorine throughout the spa
- Power-saving, timer-controlled heating system
- Digital control panel & spa pump with integrated filtration system includes cup holders and is accessible from inside the spa
- Rattan print on outside with mosaic print on the inside
- Reinforced cover with safety lock clips

Contents: 1 spa, 1 pool cover, 1 spa pump, 1 ChemConnect™ dispenser, filter cartridge (VI), repair kit, AirJet™ system





DURAPLUS™
WALL AND TOP RING

The outer surface of this spa is constructed with premium DuraPlus™ material, providing superior durability, stretch resistance and structural stability.

DURAPLUS™
INTERNAL BEAM

The internal beam structure of the spa may also be constructed with DuraPlus™ material, providing extra stretch resistance, which allows the spa to keep its shape no matter how many times it's inflated or deflated.



SPA FEATURES



FREEZE
SHIELD™



AIRJET™
MASSAGE SYSTEM

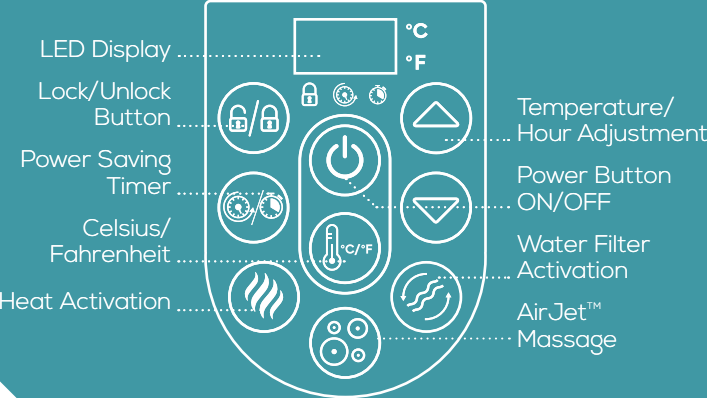


MULTI-FUNCTION
PUMP




CAPACITY
5-7 PEOPLE

**DIGITAL
CONTROL PANEL**



SPECIFICATIONS

	60023	60024
WATER CAPACITY (80%)	1,190 L (314 gal.)	314 gal. (1,190 L)
INFLATED SIZE	2.16 m x 71 cm (85" x 28")	85 in. x 28 in. (2.16 m x 71 cm)
INNER SIZE	1.66 m (65")	65 in. (1.66 m)
FILLED WEIGHT	1,210 kg (2,668 lbs)	2,668 lbs (1,210 kg)
RATING	220-240V~50Hz, 2050W at 20°C (68°F)	110-120V~ 60Hz, 12A at 68°F (20°C)
ACTUAL WATER FLOW	1,325 L/h (350 gal./h)	320 gal./h (1,211 L/h)
HEATING SYSTEM	Approx. 1.0-1.5°C/h (2-3°F/h)	Approx. 1.0-2.0°F/h (0.5-1.0°C/h)
CERTIFICATION	CE/EAC/GS(TUV-RL)/CM	CETL
PACK/GROSS WEIGHT	1 Ea., 45.99 KG (101.39 LBS)	1 Ea., 97.66 LBS (44.30 KG)

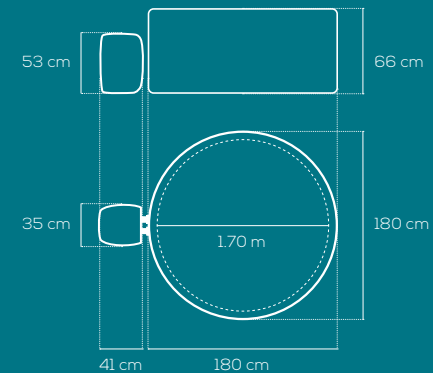


HELSINKI

60025+60026

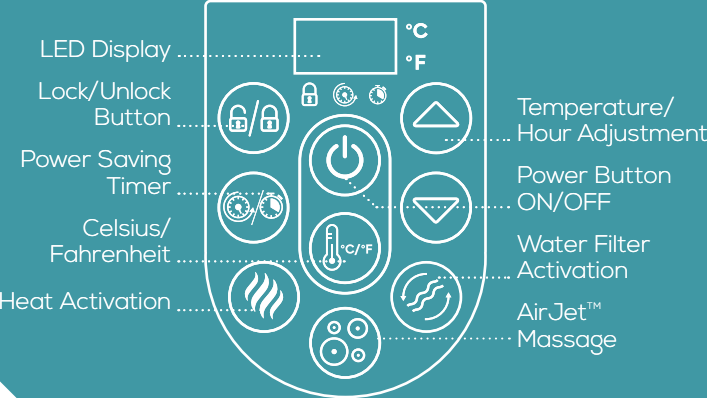
- Soothing AirJet™ bubble massage system (180 jets)
- Walls are made of drop stitch material, providing a strong and durable hard-sided spa
- Freeze Shield™ automatic heating prevents water from freezing & damaging the spa
- Program the spa heater up to 40 days in advance for future use
- ChemConnect™ dispenser provides a stable level of chlorine throughout the spa
- Power-saving, timer-controlled heating system
- Digital control panel & spa pump with integrated filtration system includes cup holders and is accessible from inside the spa
- Reinforced cover with safety lock clips

Contents: 1 spa, 1 pool cover, 1 spa pump, 1 ChemConnect™ dispenser, 1 high pressure hand pump, filter cartridge (VI), repair kit, AirJet™ system






DIGITAL
CONTROL PANEL



DROP STITCH MATERIAL
STRENGTH AND DURABILITY

The inflated walls are made from drop stitch material, providing unparalleled strength and durability. Thousands of fine threads securely connect the sidewalls, which seal in air to keep the spa inflated. This material can support considerable weight while still being light and portable when deflated.



SPA FEATURES

FREEZE
SHIELD™

AIRJET™
MASSAGE SYSTEM


MULTI-FUNCTION
PUMP

CAPACITY
5-7 PEOPLE

SPECIFICATIONS

	60025	60026
WATER CAPACITY (80%)	1,123 L (297 gal.)	297 gal. (1,123 L)
INFLATED SIZE	1.80 m x 66 cm (71" x 26")	71 in. x 26 in. (1.80 m x 66 cm)
INNER SIZE	1.70 m (67")	67 in. (1.70 m)
FILLED WEIGHT	1,155 kg (2,548 lbs)	2,548 lbs (1,155 kg)
RATING	220-240V~50Hz, 2050W at 20°C (68°F)	110-120V~ 60Hz, 12A at 68°F (20°C)
ACTUAL WATER FLOW	1,325 L/h (350 gal./h)	320 gal./h (1,211 L/h)
HEATING SYSTEM	Approx. 1.0-1.5°C/h (2-3°F/h)	Approx. 1.0-2.0°F/h (0.5-1.0°C/h)
CERTIFICATION	CE/EAC/GS(TUV-RL)	CETL
PACK/GROSS WEIGHT	1 Ea., 39.05 KG (86.09 LBS)	1 Ea., 83.00 LBS (37.65 KG)





AIRJET PLUS™ SYSTEM

**MASSAGING BUBBLES ARE
THE PERFECT WAY TO UNWIND.**

The AirJet Plus system releases bubbles from both the bottom and the sidewalls of the spa to target both the legs and back.




MULTI-FUNCTION PUMP

The included spa pump is convenient and accessible, complete with a new digital interface and cup holders. This pump inflates the spa, starts the heating and massage systems, and can activate the filtration system. The best part is that the new design now allows users to adjust their needs without standing up or exiting the spa.



**EASY TO REACH
CONTROL PANEL**



**AIRJET
POSITIONING**



**COMBINATION
HEAT & AIR MASSAGE**



FOOT MASSAGE

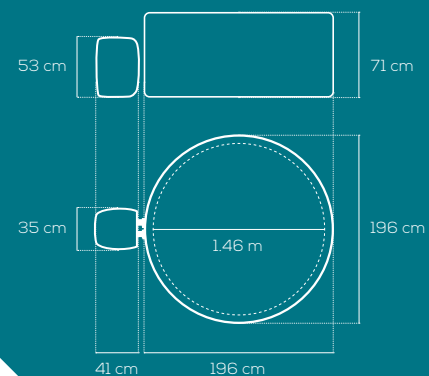
The AirJet Plus™ system features additional jets, specifically placed to provide a relaxing foot massage. By placing another circle of massage bubbles in the center of the spa, we are able to target the legs as well as the back of the user.

MILAN

60029+60030

- Soothing AirJet Plus™ targeted bubble massage system (140 jets)
- Massage regulator provides 2 intensity level options
- Ultra-strong DuraPlus™ internal beams and outer walls offer superior structural stability
- Freeze Shield™ automatic heating prevents water from freezing & damaging the spa
- Program the spa heater up to 40 days in advance for future use
- Built-in Wi-Fi module, spa can be controlled through a phone app
- ChemConnect™ dispenser provides a stable level of chlorine throughout the spa
- Power-saving, timer-controlled heating system
- Digital control panel & spa pump with integrated filtration system includes cup holders and is accessible from inside the spa
- Reinforced cover with safety lock clips

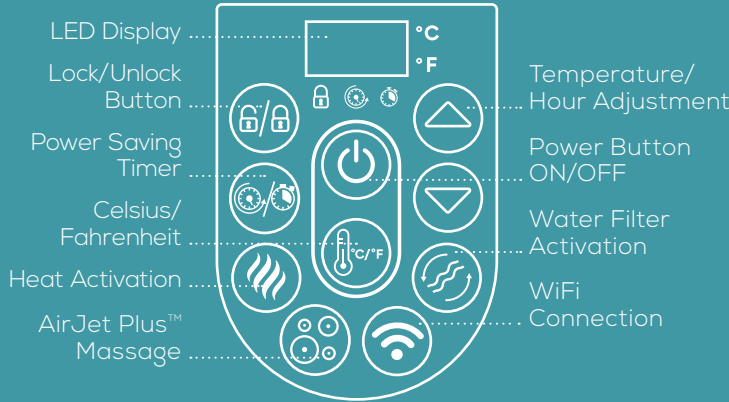
Contents: 1 spa, 1 pool cover, 1 spa pump, 1 ChemConnect™ dispenser, filter cartridge (VI), repair kit, AirJet Plus™ system



LAY-Z-SPA
MILAN



DIGITAL CONTROL PANEL



DURAPLUS™ WALL AND TOP RING

The outer surface of this spa is constructed with premium DuraPlus™ material, providing superior durability, stretch resistance and structural stability.

DURAPLUS™ INTERNAL BEAM

The internal beam structure of the spa may also be constructed with DuraPlus™ material, providing extra stretch resistance, which allows the spa to keep its shape no matter how many times it's inflated or deflated.



SPA FEATURES



FREEZE
SHIELD™



AIRJET PLUS™
MASSAGE
SYSTEM



MULTI-
FUNCTION
PUMP



1x
100%
MASSAGE
REGULATION
2 INTENSITY LEVELS
2x
50%



BESTWAY
SMART HUB™
APP



CAPACITY
4-6 PEOPLE

SPECIFICATIONS

	60029	60030
WATER CAPACITY (80%)	916 L (242 gal.)	242 gal. (916 L)
INFLATED SIZE	1.96 m x 71 cm (77" x 28")	77 in. x 28 in. (1.96 m x 71 cm)
INNER SIZE	1.46 m (57")	57 in. (1.46 m)
FILLED WEIGHT	954 kg (2,103 lbs)	2,103 lbs (954 kg)
RATING	220-240V~50Hz, 2050W at 20°C (68°F)	110-120V~ 60Hz, 12A at 68°F (20°C)
ACTUAL WATER FLOW	1,325 L/h (350 gal./h)	320 gal./h (1,211 L/h)
HEATING SYSTEM	Approx. 1.5-2.0°C/h (3-4°F/h)	Approx. 2-3°F/h (1.0-1.5°C/h)
CERTIFICATION	CE/EAC/GS(TUV-RL)/CM	CETL
PACK/GROSS WEIGHT	1 Ea., 41.71 KG (91.95 LBS)	1 Ea., 88.23 LBS (40.02 KG)

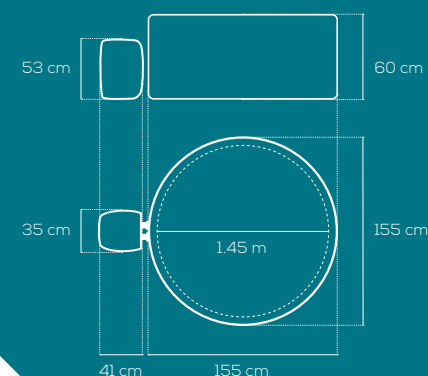


VANCOUVER

60027+60028

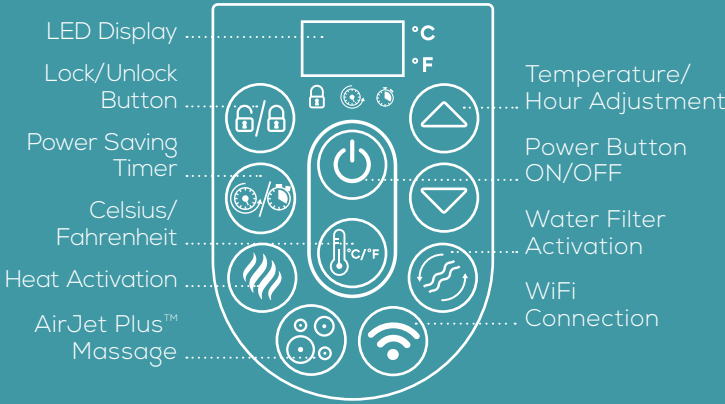
- Soothing AirJet Plus™ targeted bubble massage system (140 jets)
- Massage regulator provides 2 intensity level options
- Walls are made of drop stitch material, providing a strong and durable hard-sided spa
- Freeze Shield™ automatic heating prevents water from freezing & damaging the spa
- Program the spa heater up to 40 days in advance for future use
- Built-in Wi-Fi module, spa can be controlled through a phone app
- ChemConnect™ dispenser provides a stable level of chlorine throughout the spa
- Power-saving, timer-controlled heating system
- Digital control panel & spa pump with integrated filtration system includes cup holders and is accessible from inside the spa
- Reinforced cover with safety lock clips

Contents: 1 spa, 1 pool cover, 1 spa heater, 1 ChemConnect™ dispenser, 1 high pressure hand pump, filter cartridge (VI), repair kit, AirJet Plus™ system






DIGITAL
CONTROL PANEL



DROP STITCH MATERIAL
STRENGTH AND DURABILITY

The inflated walls are made from drop stitch material, providing unparalleled strength and durability. Thousands of fine threads securely connect the sidewalls, which seal in air to keep the spa inflated. This material can support considerable weight while still being light and portable when deflated.



SPA FEATURES



FREEZE
SHIELD™



AIRJET PLUS™
MASSAGE
SYSTEM



MULTI-
FUNCTION
PUMP



MASSAGE
REGULATION
2 INTENSITY LEVELS




BESTWAY
SMART HUB™
APP



CAPACITY
3-5 PEOPLE

SPECIFICATIONS

	60027	60028
WATER CAPACITY (80%)	804 L (213 gal.)	213 gal. (804 L)
INFLATED SIZE	1.55 m x 60 cm (61" x 24")	61 in. x 24 in. (1.55 m x 60 cm)
INNER SIZE	1.45 m (57")	57 in. (1.45 m)
FILLED WEIGHT	831 kg (1,833 lbs)	1,833 lbs (831 kg)
RATING	220-240V~50Hz, 2050W at 20°C (68°F)	110-120V~ 60Hz, 12A at 68°F (20°C)
ACTUAL WATER FLOW	1,325 L/h (350 gal./h)	320 gal./h (1,211 L/h)
HEATING SYSTEM	Approx. 1.5-2.0°C/h (3-4°F/h)	Approx. 2-3°F/h (1.0-1.5°C/h)
CERTIFICATION	CE/EAC/GS(TUV-RL)/CM	CETL
PACK/GROSS WEIGHT	1 Ea., 33.70 KG (74.30 LBS)	1 Ea., 69.62 LBS (31.58 KG)





HYDROJET PRO™ SYSTEM

PERFECT SPA RELAXATION AT YOUR FINGERTIPS.

HydroJet Pro is the best of both worlds! Adjustable nozzles that release water bubbles combined with AirJets along the bottom provide the ultimate hydrotherapy massage.



MULTI-FUNCTION PUMP

The included spa pump is convenient and accessible, complete with a new digital interface and cup holders. This pump inflates the spa, starts the heating and massage systems, and can activate the filtration system. The best part is that the new design now allows users to adjust their needs without standing up or exiting the spa.



EASY TO REACH CONTROL PANEL

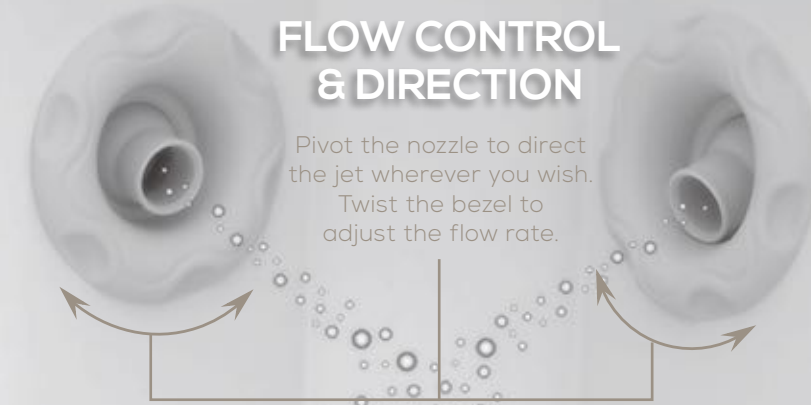
AIRJETS

Openings encircle the perimeter of the spa floor to produce relaxing bubbles.

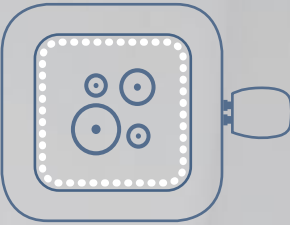


FLOW CONTROL & DIRECTION

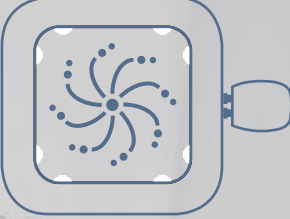
Pivot the nozzle to direct the jet wherever you wish.
Twist the bezel to adjust the flow rate.



AIRJET POSITIONING



HYDROJET POSITIONING



COMBINATION HEAT & AIR MASSAGE

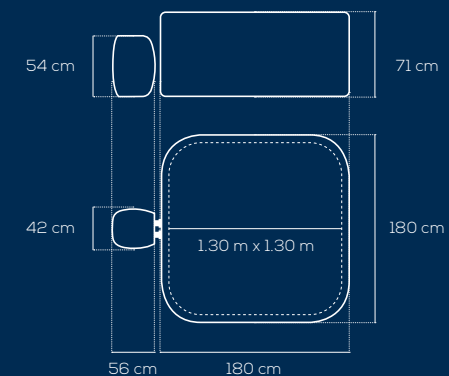


HAWAII

60031+60032

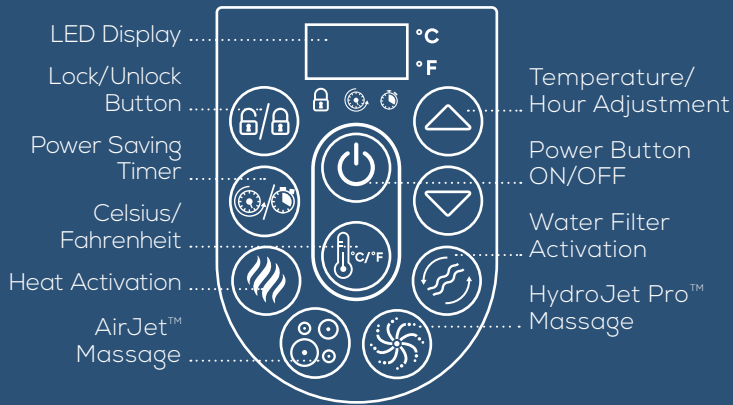
- Hydrodynamic water jetstream and air bubble massage system (8 jetstream nozzles and 140 jets)
- Ultra-strong DuraPlus™ internal beams and outer walls offer superior structural stability
- Freeze Shield™ automatic heating prevents water from freezing & damaging the spa
- Program the spa heater up to 40 days in advance for future use
- ChemConnect™ dispenser provides a stable level of chlorine throughout the spa
- Power-saving, timer-controlled heating system
- Digital control panel & spa pump with integrated filtration system includes cup holders and is accessible from inside the spa
- Reinforced cover with safety lock clips

Contents: 1 spa, 1 pool cover, 1 spa pump, 1 ChemConnect™ dispenser, filter cartridge (VI), repair kit, HydroJet Pro™ system





DIGITAL
CONTROL PANEL



DURAPLUS™
WALL AND TOP RING

The outer surface of this spa is constructed with premium DuraPlus™ material, providing superior durability, stretch resistance and structural stability.

DURAPLUS™
INTERNAL BEAM

The internal beam structure of the spa may also be constructed with DuraPlus™ material, providing extra stretch resistance, which allows the spa to keep its shape no matter how many times it's inflated or deflated.



SPA FEATURES



FREEZE
SHIELD™



HYDROJET PRO™
MASSAGE SYSTEM



MULTI-FUNCTION
PUMP



CAPACITY
4-6 PEOPLE

SPECIFICATIONS

	60031	60032
WATER CAPACITY (70%)	795 L (210 gal.)	210 gal. (795 L)
INFLATED SIZE	1.80 m x 1.80 m x 71 cm (71" x 71" x 28")	71 in. x 71 in. x 28 in. (1.80 m x 1.80 m x 71 cm)
INNER SIZE	1.30 m x 1.30 m (51" x 51")	51 in. x 51 in. (1.30 m x 1.30 m)
FILLED WEIGHT	848 kg (1,869 lbs)	1,869 lbs (848 kg)
RATING	220-240V~50Hz, 2050W at 20°C (68°F)	110-120V~ 60Hz, 12A at 68°F (20°C)
ACTUAL WATER FLOW	1,325 L/h (350 gal./h)	320 gal./h (1,211 L/h)
HEATING SYSTEM	Approx. 1.5-2.0°C/h (3-4°F/h)	Approx. 2-3°F/h (1.0-1.5°C/h)
CERTIFICATION	CE/EAC/CM	CETL
PACK/GROSS WEIGHT	1 Ea., 66.22 KG (145.99 LBS)	1 Ea., 143.85 LBS (65.25 KG)

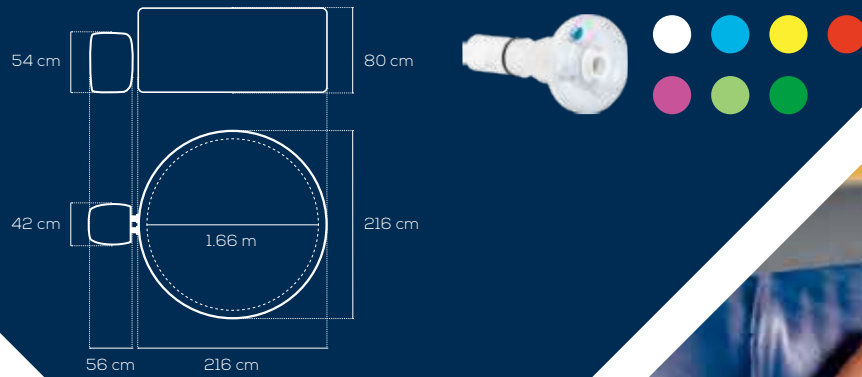


SANTORINI

60075+60076

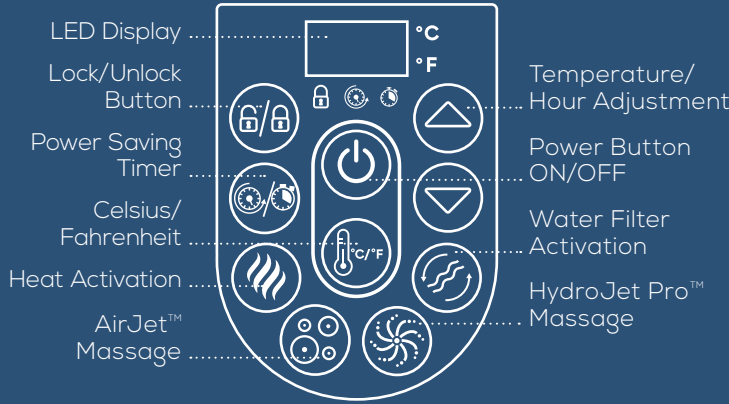
- Hydrodynamic water jetstream and air bubble massage system (10 jetstream nozzles and 180 jets)
- Ultra-strong DuraPlus™ internal beams and outer walls offer superior structural stability
- Freeze Shield™ automatic heating prevents water from freezing & damaging the spa
- Program the spa heater up to 40 days in advance for future use
- ChemConnect™ dispenser provides a stable level of chlorine throughout the spa
- ColorJet LED lights alternate between 7 different colors
- Power-saving, timer-controlled heating system
- Digital control panel & spa pump with integrated filtration system includes cup holders and is accessible from inside the spa
- Reinforced cover with safety lock clips
- Inflatable seat and padded pillows provide an ultra-comfortable experience

Contents: 1 spa, 1 pool cover, 1 spa pump, 1 ChemConnect™ dispenser, 5 pillows, 2 water powered LED lights, filter cartridge (VI), repair kit, HydroJet Pro™ system





DIGITAL CONTROL PANEL



DURAPLUS™ WALL AND TOP RING

The outer surface of this spa is constructed with premium DuraPlus™ material, providing superior durability, stretch resistance and structural stability.

DURAPLUS™ INTERNAL BEAM

The internal beam structure of the spa may also be constructed with DuraPlus™ material, providing extra stretch resistance, which allows the spa to keep its shape no matter how many times it's inflated or deflated.



SPA FEATURES

FREEZE SHIELD™

HYDROJET PRO™ MASSAGE SYSTEM

MULTI-FUNCTION PUMP

CAPACITY 5-7 PEOPLE

PADDED PILLOWS

COLORJET LED LIGHTS

INTEGRATED SEATS

SPECIFICATIONS

	60075	60076
WATER CAPACITY (70%)	1,190 L (314 gal.)	314 gal. (1,190 L)
INFLATED SIZE	2.16 m x 80 cm (85" x 31.5")	85 in. x 31.5 in. (2.16 m x 80 cm)
INNER SIZE	1.66 m (65")	65 in. (1.66 m)
FILLED WEIGHT	1253 kg (2,762 lbs)	2,762 lbs (1253 kg)
RATING	220-240V~50Hz, 2050W at 20°C (68°F)	110-120V~ 60Hz, 12A at 68°F (20°C)
ACTUAL WATER FLOW	1,325 L/h (350 gal./h)	320 gal./h (1,211 L/h)
HEATING SYSTEM	Approx. 1.0-1.5°C/h (2-3°F/h)	Approx. 1-2°F/h (0.5-1.0°C/h)
CERTIFICATION	CE/EAC/CM	CETL
PACK/GROSS WEIGHT	1 Ea., 77.06 KG (169.89 LBS)	1 Ea., 167.73 LBS (76.08 KG)

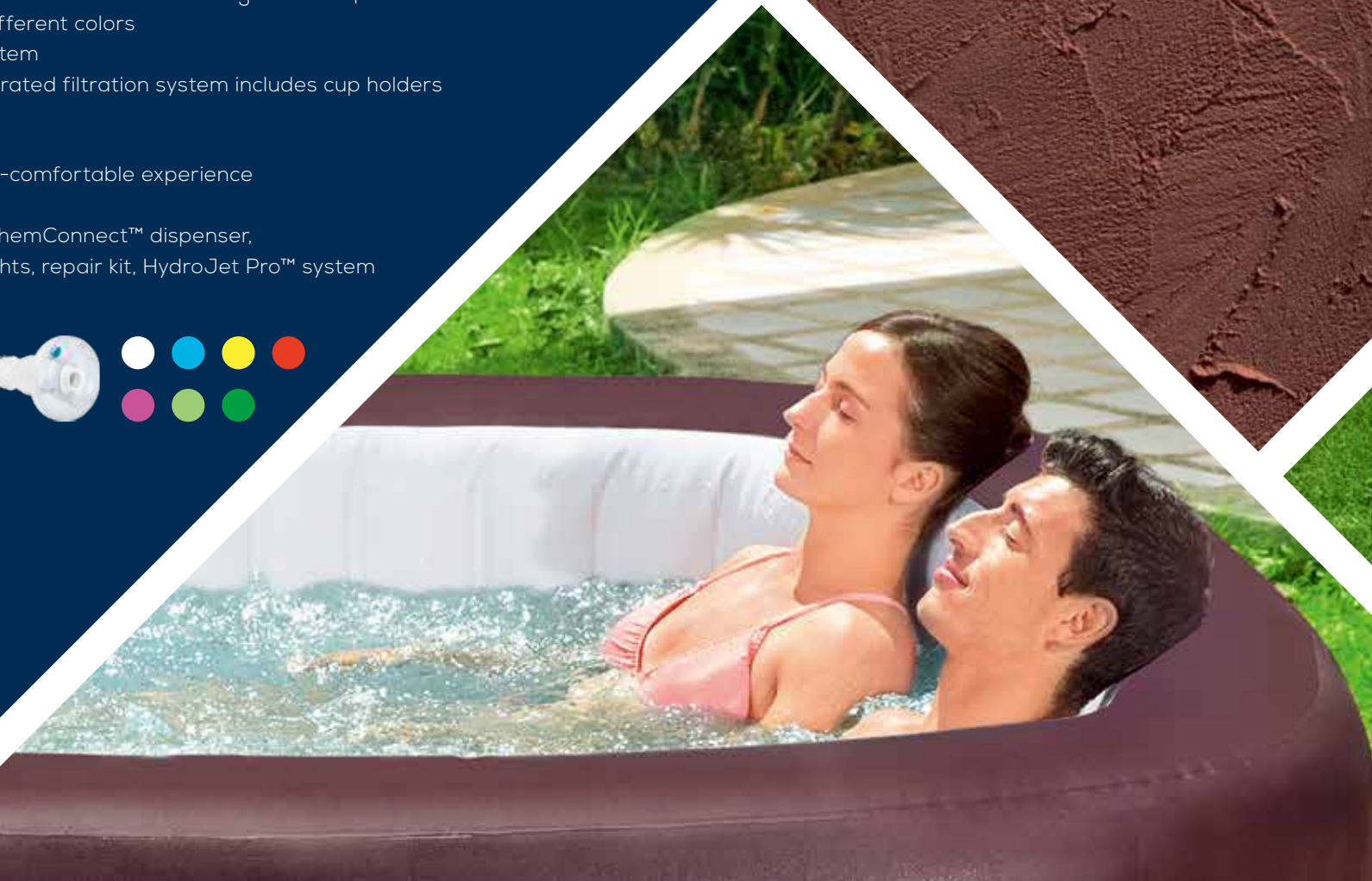
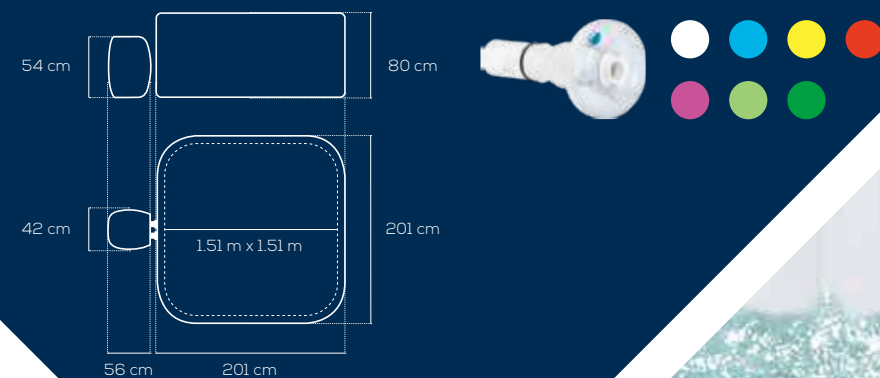


MALDIVES

60033+60034

- Hydrodynamic water jetstream and air bubble massage system (8 jetstream nozzles and 180 jets)
- Ultra-strong DuraPlus™ internal beams and outer walls offer superior structural stability
- Freeze Shield™ automatic heating prevents water from freezing & damaging the spa
- Program the spa heater up to 40 days in advance for future use
- ChemConnect™ dispenser provides a stable level of chlorine throughout the spa
- ColorJet LED lights alternate between 7 different colors
- Power-saving, timer-controlled heating system
- Digital control panel & spa pump with integrated filtration system includes cup holders and is accessible from inside the spa
- Reinforced cover with safety lock clips
- Inflatable seat and lounge provide an ultra-comfortable experience

Contents: 1 spa, 1 pool cover, 1 spa pump, 1 ChemConnect™ dispenser, filter cartridge (VI), 2 water powered LED lights, repair kit, HydroJet Pro™ system



MALDIVES

60033+60034



DURAPLUS™
WALL AND TOP RING

The outer surface of this spa is constructed with premium DuraPlus™ material, providing superior durability, stretch resistance and structural stability.

DURAPLUS™
INTERNAL BEAM

The internal beam structure of the spa may also be constructed with DuraPlus™ material, providing extra stretch resistance, which allows the spa to keep its shape no matter how many times it's inflated or deflated.



SPA FEATURES



FREEZE
SHIELD™



HYDROJET PRO™
MASSAGE SYSTEM



MULTI-FUNCTION
PUMP



CAPACITY
5-7 PEOPLE

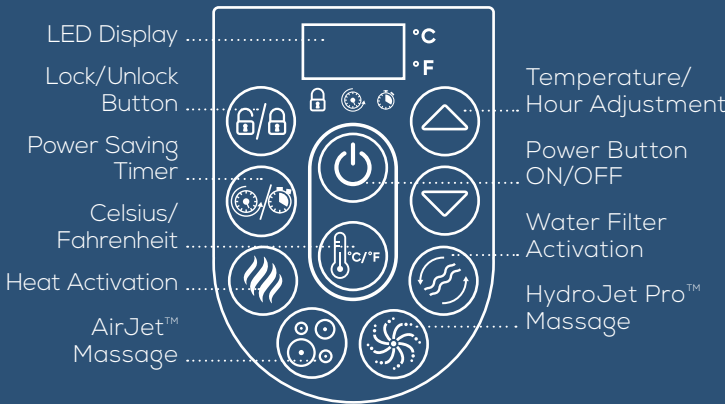


COLORJET
LED LIGHTS



INTEGRATED
SEATS

DIGITAL
CONTROL PANEL



SPECIFICATIONS

	60033	60034
WATER CAPACITY (70%)	1,050 L (277 gal.)	277 gal. (1,050 L)
INFLATED SIZE	2.01 m x 2.01 m x 80 cm (79" x 79" x 31.5")	79 in. x 79 in. x 31.5 in. (2.01 m x 2.01 m x 80 cm)
INNER SIZE	1.51 m x 1.51 m (59" x 59")	59 in. x 59 in. (1.51 m x 1.51 m)
FILLED WEIGHT	1,118 kg (2,465 lbs)	2,465 lbs (1,118 kg)
RATING	220-240V~50Hz, 2050W at 20°C (68°F)	110-120V~ 60Hz, 12A at 68°F (20°C)
ACTUAL WATER FLOW	1,325 L/h (350 gal./h)	320 gal./h (1,211 L/h)
HEATING SYSTEM	Approx. 1.0-1.5°C/h (2-3°F/h)	Approx. 1-2°F/h (0.5-1.0°C/h)
CERTIFICATION	CE/EAC/CM	CETL
PACK/GROSS WEIGHT	1 Ea., 82.34 KG (181.53 LBS)	1 Ea., 176.35 LBS (79.99 KG)



